

LAUNDROMAT

R.J.
Papalini



MODULAR SEATING - TABLES - BENCHES - ACCESSORIES

Tables

Colorful and attractive without sacrificing strength and durability. Custom table tops laminated to order in any size and your choice of color, paired with a base style that will satisfy your needs



Table top with vinyl bumper edge and backplash three sides. Space saving upper shelf is available with or without backplash. Base is style #140 without insert.



Table top with vinyl bumper edge, backplash three sides and #120 base. As with all Papalini base styles, we strongly advise bolt-down brackets be ordered in place of leveling glides at no extra cost. See price list for details.



Table top with vinyl bumper edge, backplash three sides and "H" base.



Table top with vinyl bumper edge and #130 bolt-down base.

NOTE: All bases and brackets come standard in gloss black.
Table tops are made in your size specification with either bumper edge or self edge. Please specify when ordering.

BOLT-DOWN BRACKET WARNING: We strongly recommend that all tables, benches and seating units be bolted to the floor to reduce your risk of liability. We will ship Bolt-Down Brackets with your order Free of charge upon request.

seating

*F*iberglass Modular Seating

Available in sets of two, three, four or five seats on either our "D" base or "P" floor-mount base.

800 Modular Seating Unit with "P" floor mount base. See price list for color choices.



800 Modular Seating Unit with "D" base. Brackets can be attached for floor mounting.* See price list for color choices.




RPB/C Seamless contour bench with sturdy bench "D" base frame with adjustable levelers or hold-down brackets.* Available in various sizes and choice of laminate color.



* **BOLTDOWN BRACKET WARNING:** We strongly recommend that all tables, benches and seating units be bolted to the floor to reduce your risk of liability. We will ship Bolt-Down Brackets with your order Free of charge upon request.



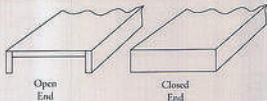
RPB Plank Style bench
Sturdy construction and bolt-down frame. Available in various sizes and choice of laminate color.



Illustrated is a typical washer with bulkhead cover and end cap.

Between the Washer Bulkhead Covers and End Covers


All orders are prefabricated to your specifications. Use 1 1/2" table top prices from price list. For other sizes, confirm quote from the factory.



End Cover



SR-1
Chrome or
Brass



SR-2
Black or
White



NEW STYLE Bulkhead sections with hinges for easy access. End covers with doors and locks.

BOLTDOWN BRACKET WARNING: We strongly recommend that all tables, benches and seating units be bolted to the floor to reduce your risk of liability. We will ship Bolt-Down Brackets with your order Free of charge upon request.



R.J. Papalini Manufacturing Company, Inc.

13238 Weidner Street, Pacoima, CA 91331
Phone: 800-896-4449 • Fax: 818-899-3170
www.rjapalini.com

